

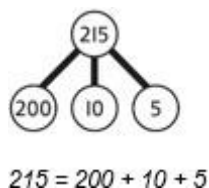
Maths at Ivington CE Primary School

Key Stage Two

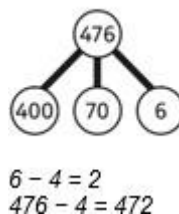
Reaching Together – 'Stand Firm in Your Faith...Courageous and Strong'

Part Whole Models

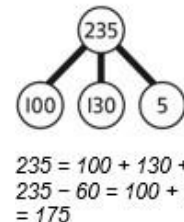
We use part whole models to help us with our additions and subtractions. We use them to show the different parts of a number and how we can split it up to help us solve a calculation.



$$476 - 4 = ?$$

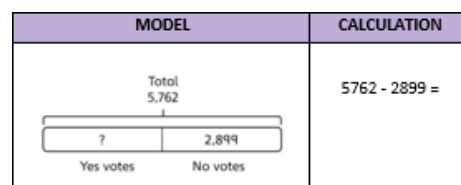
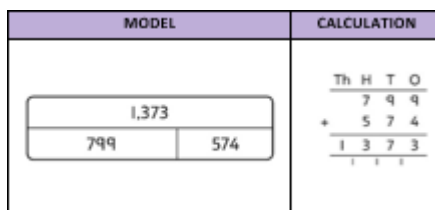
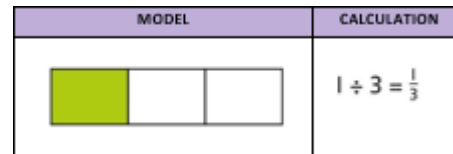
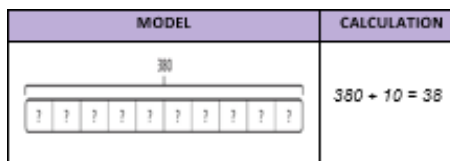


$$235 - 60 = ?$$



Bar Models


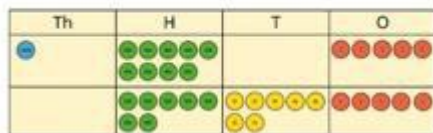
We use bar models to help us solve addition and subtraction but also multiplication and division. We make sure the parts of the bar are the correct size to represent our number. Bar models help us when calculating using whole numbers or fractions and decimals.



Place Value Grid

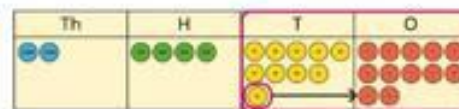
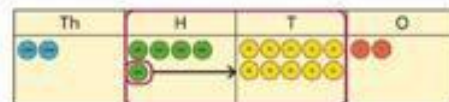
We use place value grids to help us understand the value of a digit and then they help us add or subtract those digits.

Use equipment to show $1,905 + 775$.

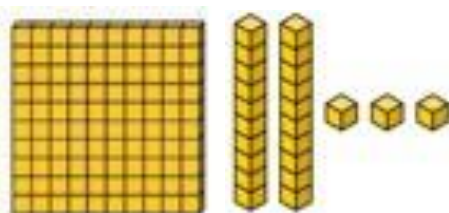


$$7,646 - 40 = 7,606$$

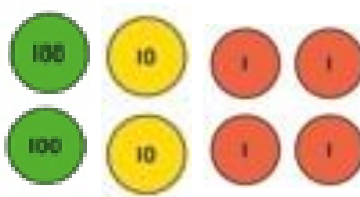
$$2,502 - 243 = ?$$




Concrete Manipulatives



Dienes



Place Value Counters



Double Sided Counters